



# FOTOCLAVE 2017

NOVEMBER 3 - NOVEMBER 5, 2017

AN ENTIRE WEEKEND OF PHOTOGRAPHIC INSPIRATION

Sponsored by the Northern California Council of Camera Clubs

# FOTOCLOVE 2017

An Entire Weekend of Photographic Inspiration

**November 3 - 5, 2017**

**Marriott Pleasanton**

**11950 Dublin Canyon Rd,**

**Pleasanton, CA 94588**

**[fotoclave.slickpic.com](http://fotoclave.slickpic.com)**

FotoClave IS returning, bigger and better than ever, with **three** keynote and **nine** break-out speakers! We begin Friday evening at 7 PM with highly regarded Canon “Explorer of Light,” **George Lepp**, a FREE lecture open to the public, then continue Saturday all day with three rooms of breakout speakers. **Seth Resnick**, “one of the 30 most influential photographers of the decade” according to **Photo District News**, will engage us Saturday evening and Sunday morning. And to complete a perfect photographic weekend, Sunday afternoon we will learn from the captivating photographs and useful tips by an acclaimed workshop instructor and one of our local favorites, **Brenda Tharp**.

All **registered** attendees are eligible for our **FREE Juried Photo Contest**. There will be monetary rewards and the Award judges will be none other than Seth Resnick, George Lepp and Brenda Tharp. Interested photographers will also have the opportunity to purchase a book showing all of the accepted entries. Enter the contest by going to the website: **<https://fotoclave.slickpic.com/contest.html>**.

Sample images from event presenters are displayed on the Fotoclave Gallery site **<https://fotoclavegallery.slickpic.com>**. Accepted images from the Fotoclave juried photo contest can be viewed there after photos are judged.

**To register on line go to: <https://fotoclave.slickpic.com>.**

The **Program Schedule** and the **Registration Form**, if you prefer to write a check, are found at the end of this flyer.




**+  
Photo  
Contest**

# KEYNOTE SPEAKER - Friday Evening - 7:00 pm

Sponsored  
by Canon,  
USA, Inc.

**GEORGE  
LEPP**


**No Limits -  
Extreme  
Capture  
Techniques  
in Nature  
Photography**



The versatility and power of today's DSLRs have literally revolutionized nature photography, but for George Lepp each new advance fuels creative vision and moves us closer to the limitless photographic environment he craves. In this program, George shares the capture techniques and technology he's developing and using right now, in the wild and in the studio, including achieving unlimited depth of field in ultra-high-magnification studies and panoramic landscapes; conveying action through time and space with action sequence panoramas; capturing intimate wildlife studies with extreme telephoto camera/lens combinations; mastering time-lapse and stop action; and maximizing the power of 4K Video for motion and single-frame extraction.

## BIOGRAPHY

One of North America's best-known contemporary outdoor and nature photographers and a leader in the field of digital imaging, Lepp is the author of many books and the field editor of Outdoor Photographer magazine, where his "Tech Tips" column is widely read. His work is extensively published and exhibited, and his stock photography is represented by Getty Images, Corbis, and Photo Researchers. Lepp is one of the first members of Canon USA's "Explorers of Light" and Printmasters programs, which features the industry's most influential photographers. He has presented hundreds of lectures and led workshops all over the world, and often serves as a judge of international photography competitions. Lepp is a founder and fellow of the North American Nature Photographers Association (NANPA) and has won many awards for his work, including the Photographic Society of America's prestigious Progress Award. First trained in wildlife and wildlands management, Lepp later earned a BA and an honorary Master of Science degree from Brooks Institute of Photography. George and his wife and collaborator, Kathryn Vincent Lepp, live in Bend, Oregon and can be contacted through his web site, [www.GeorgeLepp.com](http://www.GeorgeLepp.com)





# KEYNOTE SPEAKER - Saturday Evening Dinner - 8:00 pm

**SETH  
RESNICK**

**Creating  
Dynamic  
Images to  
Please  
Yourself -  
The Road  
from  
Journalism  
to Fine Art**

This is a creative lecture about the highlights and frustrations of 35 years shooting journalism, corporate, advertising and now fine art. Sitting still won't bring in new ideas; experimenting and trying new things will jog your creativity. Practice, practice, practice. Creativity is like a muscle that you need to flex regularly. In much the same way that our bodies get out of shape without using our muscles, as a photographer our cognitive and visual capabilities decrease if we don't try new things. We must push boundaries to succeed and continue pushing boundaries even when there seems that there are no more to push.

Here Seth will seek to balance the idea of a visual voice "vision" and a creative look "style" which together are the voice of a photographer.



## BIOGRAPHY

Seth Resnick has made his mark in the world of contemporary photography with a prolific career spanning education, fine art, editorial, stock and commercial work, as well as his entrepreneurial contributions in training thousands of photographers in digital workflow. Chosen by *Photo District News* as one of the 30 most influential photographers of the decade, Seth is greatly in demand for his beautiful graphic images in both natural and created light. Resnick has been published in many of the world's most prestigious magazines. His credits include over 2500 publications worldwide and his clients constitute a virtual "Who's Who" list of Corporate America.

He is co-founder of D-65, an organization teaching digital workflow workshops, webinars, one-on-one training, tech support, and consulting for photographers, studios, agencies, and corporate art departments.

Resnick is also a co-founder of Digital Photo Destinations, an organization that combines exotic world travel with photographic education. As a digital innovation consultant, Resnick works with Adobe, Nikon, X-rite, Epson, NEC, and others to help them formulate more useful products for photographers. Resnick was one of 50 photographers worldwide first named as a Canon "Explorer of Light." He is a member of the prestigious X-rite Colorati program as well as an Alpha/Beta and feature consultant for Adobe Photoshop and Lightroom and the Ilford Masters Program.

He travels extensively presenting the various aspects of photography, and was the Founding President of Editorial Photographers,

a trade organization dedicated to the promotion of sound business practices for editorial photography. He is also a partner of Pixel-Genius, which is developing Photoshop plug-ins and software for Adobe.

Resnick is a regular contributing columnist to a variety of trade publications. He has given hundreds of lectures to industry organizations such as American Society of Media Photographers (ASMP), Advertising Photographers of America (APA), Professional Photographers of America (PPA), Advertising Photographers of New York (APNY), and various colleges and universities.

Seth Resnick is as an industry consultant to photo agencies, software companies and is frequently quoted by industry magazines. Visit his website at [www.sethresnick.com](http://www.sethresnick.com).

## KEYNOTE SPEAKER - Sunday Morning - 9:00 am

This is a creative program that seeks to reinvigorate your capacity for creativity. Creativity is fueled by experiences, sights, sounds and smells. Your inertia will not generate new and compelling images; you have to make a concerted effort to improve your photography.

Becoming a better photographer is really about training yourself to make your mind's eye more creative. It's about how to look for, see, and create better images. While some of this is intuitive, other parts of this require training. Rather than just taking pictures, this tutorial will help refine your creative vision and help you produce more effective and captivating images, bringing your innovation to a new level. We will explore why some images work and why others don't, and work on specific exercises and techniques to improve your overall creative process.



**SETH  
RESNICK**

**Seeing  
Color &  
Enhancing  
Creativity-  
" What  
are the  
ingredients  
that make  
images  
work?"**



## KEYNOTE SPEAKER - Sunday Afternoon-2:00 pm



**BRENDA  
THARP**


**The  
Engaging  
Photograph**

We all want to create images that have a lasting effect on our viewers, pictures that engage them. We want those pictures to resonate with the experience that we had while photographing and express a personal viewpoint or vision. No matter what the subject matter, there are key elements to consider when creating photographs. Brenda will talk about those and share her insights and ideas on making expressive photographs.

### **BIOGRAPHY**

Brenda Tharp is a fine art, travel and landscape photographer, and a popular workshop instructor and international tour leader. She is the photographer/writer of Expressive Nature Photography, Creative Nature and Outdoor Photography and co-author of Extraordinary Everyday Photography. Brenda has been featured in several online magazines and websites for photography and has won awards for her work. She is regularly accepted into the top 100 photographs in NANPA's Expressions magazine. Her photographs decorate the walls of many homes and offices, and have been used for commercial ads, and brochures, along with books, calendars and greeting cards.

You can learn more about Brenda Tharp and her workshops by visiting her website [www.brendatharp.com](http://www.brendatharp.com)



**BECKY  
JAFTE**

**Seeing  
Nature &  
the Nature  
of Seeing**

“Seeing Nature & the Nature of Seeing” weaves together contemplative photography, evolutionary biology, poetry, and humor for an entertaining and reverent romp through the biosphere.

**BIOGRAPHY**

A photographer, naturalist, and educator living in Oakland, California, Becky Jaffe teaches biology to Bay Area high school students and leads environmental science tours at the University of California’s Botanical Garden at Berkeley.

Using in-camera techniques that stretch the photographic medium to create painterly effects, Becky fuses an artist’s sensibility with a biologist’s curiosity in order to communicate reverence for the natural world.

Images are edited minimally in Lightroom according to the guidelines established by Audubon magazine, limited to cropping and brightness adjustments and dust spot removal.

You may learn more about Becky at [beckyjaffephotography.com](http://beckyjaffephotography.com).



**DON'T FORGET!!**

**TAKE PART IN OUR PHOTOGRAPHY COMPETITION**

**OPEN ONLY TO REGISTRANTS!! IT'S FREE.**

**Win Money and Esteem.**

**GO TO: <https://fotoclave.slickpic.com>**



**GARY  
CRABBE****The Right  
Light: Un-  
derstanding  
Natural  
Light for  
Landscapes  
and Details**

One of the hallmarks of an experienced photographer is not only knowing which photos to take, but conversely knowing which photos not to take. Understanding the basics of camera operation and composition can aid in helping improve our photography, but nothing will jumpstart the road to quality image making as much as understanding light and how to use it in your frame. Also as important is knowing how to match the right light with the right subjects, whether that's shooting large grand landscapes or more intimate natural details. We'll learn about the different types of natural lighting conditions and how developing your understanding of one of the most fundamentally important aspects of photography will dramatically improve your image creation process.


**BIOGRAPHY**

Gary began taking pictures while in college, where he studied Psychology and received his Master's Degree in Directing, Acting, and Writing for the Theater. It was there he started shooting stage productions using black and white film. After graduation, a twist of fate led Gary to the studio of renowned photographer Galen Rowell, where he managed the 400,000 image library and Stock Department of Mountain Light Photography for nine years. In 1999, he turned to his own photography when he opted to become a stay-at-home dad following the birth of his first child.

*Since then, his client and publication credits include the National Geographic Society, New York Times, Forbes Magazine, TIME, Victoria's Secret, The North Face, Sunset, L.L. Bean, Subaru, and The Nature Conservancy. He has seven books to his credit, including the award-winning The California Coast. Other titles include Our San Francisco, Yosemite & the Eastern Sierra, Backroads of the California Wine Country, Backroads of the California Coast, and Greetings from California. His latest book is Photographing California; Vol. 1 – North, won the highly distinguished 2013 Benjamin Franklin Gold Medal Award as Best Regional Title by the Independent Book Publishers Association (IBPA).*

Gary's photographic prints and murals are included in both private and corporate collections. Gary has also conducted highly praised shows and workshops for groups like R.E.I., The Sierra Club, The Photographic Society of America, local camera clubs, and at Point Reyes National Seashore. Gary also offers a variety of other services, including consulting, photo editing and research, public presentations and lectures, along with custom private and group photo workshops.

To see more of Gary's work, visit his web site at <http://enlightphoto.com>.





**GAIL  
PIERCE**

**iPhone-  
ography  
Two Hour  
Presentation**

- I will be discussing the capabilities of the iPhone.
- Some of the new features.
- Some accessories to use with your iPhone.
- Discussing different apps to use for creating :
  1. Just a better image to print.
  2. Different apps to use to create different effects.
  3. How to save and download images to your computer.



**BIOGRAPHY**

Photography has always been a hobby of mine but I became "Serious" about it almost 29 years ago.

I joined the Marin Photography Club in 1998, was president in 2003 and I am now considered one of their Master Photographers.

I started with Santa Fe Photographic workshops, and from there to private instructors and workshops all around the globe.

Eleven years ago while on a workshop in Venice Italy, my Canon camera broke and I had to resort to my iPhone 4, which I had just purchased 3 weeks before. That changed my life!

I am now giving iPhoneography workshops, teaching private lessons, and I taught two semesters at Dominica University.

It is such an exciting time. The digital world is changing so fast. And I don't want to be left behind.

With the equipment today, you can create art of many styles. You have the ability of printing on incredible papers, canvas, wood, vellum/gold leaf, slate and aluminum. There is no end to what you can do starting with just your iPhone.

[www.gailpiercephotography.net](http://www.gailpiercephotography.net)

[ggpierce@comcast.net](mailto:ggpierce@comcast.net)



**LUCY  
BECK**

**Revealed by  
Light: The  
Art and  
Magic of  
Lightbox  
Photography**



©Lucy Beck

Finally, I will show in Photoshop how to process a sequence of images, creating a picture. There will be a short slide show with some of my pictures set to music. I will have examples of printed pictures for people to see.

### **BIOGRAPHY**

In 2016, Lucy won 2nd place for photography in a statewide competition for 2D art at the Triton Museum in Santa Clara and was on exhibition there for 7 weeks.

She is an exhibiting member in the Moraga Art Gallery, and was accepted into a juried exhibition at the Mendocino Art Center in September of 2016 and has been invited back for this year.

In June 2017, Lucy was a featured artist at the Orinda Library, Orinda, CA and has been a featured artist in retail stores, and other public spaces.

Ms. Beck is an active member in the Contra Costa Camera Club, competing at the Master's Level in Pictorial Prints.

Her photographs are owned by individuals and some institutions on both coasts. For examples of her work, go to [www.lucybeckphotography.com](http://www.lucybeckphotography.com).

Starting with a blank canvas, I will show in this presentation how we can use technique to support artistry in flower photography. Part of this presentation will be in Keynote, and part as a demonstration.

Introduction will include my inspirations and my motivations for doing this kind of photography.

Realizing that the goal is create beautiful pictures, the first step will look at elements of floral design on a flat surface with examples of each element and then how to put them together into a pleasing and artistic picture.

Following this segment, I will arrange flowers on a lightbox in a variety of ways, showing possibilities for different compositions.

I will use Keynote to demonstrate the process of photographing an arrangement.



©Lucy Beck





### JOE HEARST

#### Stimulating Side Trips: Unfamiliar Excursions from Familiar Destinations

Get off the beaten track to make intriguing and original photos! This program will show you lesser-known places you can visit after you have spent time in well-known photo sites, such as traveling fifteen minutes to an hour to outlying parts of famous cities, or an hour or two from a popular area to someplace quite different and just as interesting. If you're on your own with an ordinary guidebook or on an ordinary sightseeing tour of an area, you are likely to photograph only the familiar places.

#### BIOGRAPHY

Joseph Hearst is retired from the Lawrence Livermore National Laboratory where he worked as a physicist for 35 years. Towards the end of his career he worked mainly in geophysical well logging. He was a founder and past President of the Minerals and Geotechnical Logging Society. He is a co-author of the book *Well Logging for Physical Properties*.

After retirement Joe took up serious photography and is a member of the Livermore Valley Camera Club and the Contra Costa Camera Club. He is past President of the Northern California Council of Camera Clubs. He administers a study group for the Electronic Image Division of The Photographic Society of America (PSA), and is Director of the PSA Print of the Month competition and past Chair of the Yerba Buena Chapter of PSA.

In 2007 he was elected to the Honor of Associate of PSA (APSA). In 2009 he was awarded the Distinction of Proficient (PPSA), and in 2015 he was elected to the Honor of Fellow of PSA (FPSA). Twenty of his articles have been published in the PSA Journal, and two portfolios have been published in the British magazine *Digital Photo Art*. In 2009 he received the Charles Keaton Memorial Award in recognition of his PSA publications. He made a presentation, "Rust, Rubbish, and Reflections" at the PSA 2008 Annual Conference, and another presentation, "The Innovative Image," at the 2014 Annual Conference. In 2012 he passed the PSA course "Judging Beyond the Rules" and is now a "qualified judge." In March of 2013 his work was chosen for the Distinctive Image feature of the PSA Journal, and in September he received the Pictorial Print Division Service Medal.

Joe is a docent emeritus at Point Lobos State Reserve in California, one of the most photogenic places in the world.

He has studied with, among others, Freeman Patterson and Richard Martin, has taken a course in Miksang photography, and has been greatly influenced by the work of Ernst Haas.

Joe lives in Danville, California, and was married to Jean for 51 years until her sudden death in 2008. They have three children, Ed, Marti, and Dorothy. You can find more of Joe's work at: [jhearst.typepad.com](http://jhearst.typepad.com).



## BREAKOUT SPEAKER - Saturday 11:00 am & 1:30 pm - Danville Room

### LOWELL RICHARDS

#### Drones: A Great New Tool for Photogra- phers



Unmanned aerial vehicles, or drones (as they are commonly known) have become an outstanding choice for serious photographers who want to put a camera in a place they cannot physically go. They have become simple to fly, exceptionally safe, and possess outstanding built-in cameras. Picture a 12 to 20 mega-pixel camera that is fully configurable and controllable that you can position a mile away and high overhead. The same cameras will provide ultra-high definition video on command.

This presentation will cover the range of flying cameras currently available, the FAA rules for flying them, the simplicity of operating them, and examples of the amazing images you can capture.

#### : BIOGRAPHY

Lowell's interest in photography began while in middle school in the 1950's, developing and printing his own photos. His B.S.C. in Education from Ohio State preceded many years of teaching in several fields and venues. He is a photography educator and retired flight instructor with well over 2,000 flight hours and six world records. He also holds a commercial drone pilot license.

Having taught beginning thru advanced photography for many years, his classes expanded to drone photography two years ago, when the use and availability of outstanding flying cameras exploded. He now conducts regular seminars in photography, Photoshop, and drones thru his "meetup" sites. To see more of Lowell's work, go to: [www.lerichards.com](http://www.lerichards.com).



## BREAKOUT SPEAKER - Saturday 2:30 & 3:30 pm - Pleasanton Room

### CHARLES GINSBURGH

#### Photography of Moving Subjects

#### Capturing images of a Scene where one or more Subjects are in Motion

In this presentation, Charlie will discuss the art of photography when the primary subject is in motion. He will review the major factors that need to be taken into consideration to obtain impactful images, and strategies to address those factors, drawing examples from his sports, family and art photography. Toward the end of this presentation both successful and not-so-successful shots will be presented, allowing you to test your newly acquired skills.







## BIOGRAPHY


Charlie is a native Californian (Sacramento, Orange County and San Diego), but spent over thirty years in the midwest (Chicago) before moving to the Bay Area two years ago. Charlie is a biochemist by training and profession but since 2010 he has discovered an artistic outlet with his photography. I love the challenge of “seeing” what is around me, and capturing the everyday environment in new and surprising ways. If I can make the common, uncommon, I have succeeded.

I am up to taking pictures of almost anything but I have a special affinity for macrophotography. In that discipline, I find that I focus (if you pardon the pun) upon “normal” life around me, showing a side of life which is always there, but is rarely seen. Action photography also offers an opportunity to capture or freeze reality so that it can be more clearly viewed and savored. I believe that both endeavors are but different manifestations of “seeing”.

Please visit Charlie’s website at: <https://charlie-g.smugmug.com>.

## BREAKOUT SPEAKER - Saturday 2:30 & 3:30 pm - Livermore Room

Find out how to work smarter and faster in Lightroom—and get even better results. Adobe Certified Expert Eric Ahrendt will show you how to boost Lightroom performance, import images faster, sort and rank images efficiently, search for and find images in seconds, and use shortcuts and presets to streamline and speed up your workflow in the Library and Develop modules.



**ERIC  
AHRENDT**

**Spend Less  
Time, Get  
Better  
Results  
with Adobe  
Lightroom**

### BIOGRAPHY (Eric Ahrendt continued)

Eric has been an active photographer since high school, and learned darkroom techniques in college. A former Adobe employee, he has studied at the Santa Fe Photography Workshops and worked as a professional portrait photographer for several years. In 2016, Eric passed the certification exam to be an Adobe Certified Expert on Lightroom and now teaches Lightroom workshops. His image, "Rainy Day in Venice," won the Color Print of the Year award in the 2016 N4C Annual Competition.

More work from Eric can be found at his blog/website: <http://shoot-write.com>.



## BREAKOUT SPEAKER - Saturday 2:30 & 3:30 pm - Danville Room

Are you tired of Photoshop selections and masks with hard, jagged edges? Want to select just the highlights, shadows or mid-tones? How about the Zone System using Photoshop? Doug will explain the theory and practice of the powerful techniques of luminosity masking and luminosity mask painting. You'll never use the Magic Wand again!

### BIOGRAPHY

Doug Kaye is a photographer living in Marin County. He teaches photography and post processing, leads street-photography workshops in Cuba, San Francisco and elsewhere and co-hosts the Cameralabs gear-review podcast and previously, All About the Gear. Doug earned a BA in theatrical

lighting design from U.C.

Berkeley, studied cinematography at NYU and spent decades as a software and dot-com entrepreneur before retiring to his love of photography.

To explore more of Doug's photography, go to: [DougKaye.com](http://DougKaye.com).



**DOUG  
KAYE**

**Luminosity  
Masks in  
Photoshop**



## Program Schedule

### Friday, November 3

4:00 - 7:00 pm

Registration

Pre-Function Area

4:00 - 7:00 pm

Vendor Tables Open

Pre-Function Area

7:00 - 9:30 pm

**Keynote Speaker George Lepp** on "Extreme Capture Techniques in Nature Photography"

Pleasanton/Livermore/  
Danville combined

### Saturday, November 4

8:00 - 9:00 am

Registration

Pre-Function Area

8:00 am - 7:00 pm

Vendor Tables Open

Pre-Function Area

9:00 am - 4:30 pm

Breakout Speakers each present twice  
(Schedule Below)

All California Rooms  
(Pleasanton, Livermore, Danville)

California Rooms			
	Pleasanton	Livermore	Danville
9:00 am 9:50 am	Becky Jaffe "Seeing Nature and the Nature of Seeing"	Gary Crabbe "The Right Light: Understanding Natural Light..."	Gail Pierce "iPhoneography-Works of Art on iPhone & iPad"-2-Hour Session
10:00 am 10:50 am	Becky Jaffe "Seeing Nature and the Nature of Seeing"	Gary Crabbe "The Right Light: Understanding Natural Light..."	Gail Pierce "iPhoneography-Works of Art on iPhone & iPad" - Continued
11:00 am 11:50 am	Lucy Beck "Magic and Artistry of Lightbox Photography"	Joe Hearst "Unfamiliar Excursions from Familiar Destinations"	Lowell Richards "Drones: A Great New Tool for Photographers"
12:00 - 1:30 pm	Lunch	Lunch	Lunch
1:30 pm 2:20 pm	Lucy Beck "Magic and Artistry of Lightbox Photography"	Joe Hearst "Unfamiliar Excursions from Familiar Destinations"	Lowell Richards "Drones: A Great New Tool for Photographers"
2:30 pm 3:20 pm	Charles Ginsburgh "Photography of Moving Subjects"	Eric Ahrendt "Spend Less Time: Better Results with Lightroom"	Doug Kaye "Luminosity Masks in Photoshop"
3:30 pm 4:20 pm	Charles Ginsburgh "Photography of Moving Subjects"	Eric Ahrendt "Spend Less Time: Better Results with Lightroom"	Doug Kaye "Luminosity Masks in Photoshop"

5:00 - 7:00 pm

Social Hour/No Host Bar for All Attendees

Pre-Function Area

7:00 - 10:00 pm

Dinner Banquet followed by

California Ballroom

**Keynote Speaker Seth Resnick**

"Creating Dynamic Images to Please Yourself-  
The Road from Journalism to Fine Art"

**Note:** There will be chairs available to registered attendees not taking the dinner

9:30 - 10:00 pm

Regular Raffle

California Ballroom

## Program Schedule (Continued)

### Sunday, November 5

9:00 am - 11:00 am	<b>Keynote Speaker Seth Resnick</b> “Seeing Color & Enhancing Creativity-What Are the Ingredients that Make Images Work?”	California Ballroom
11:10 am - 12:10 am	Competition Winners Shown with Awards	California Ballroom
12:15 pm - 1:30 pm	Lunch (You are on your own)	
1:30 pm - 1:45 pm	<b>Super Raffle</b> will be Held (must be present to win)	California Ballroom
2:00 - 4:00 pm	<b>Keynote Speaker Brenda Tharp</b> “The Engaging Photograph”	California Ballroom





# FOTOCCLAVE 2017 REGISTRATION

Register by Mail and check using form below **OR REGISTER ON-LINE USING PAYPAL** [fotoclave.slickpic.com](http://fotoclave.slickpic.com)

Name \_\_\_\_\_ Name \_\_\_\_\_

Address \_\_\_\_\_ City, State, Zip \_\_\_\_\_

Phone ( ) \_\_\_\_\_ Email \_\_\_\_\_

How did you hear about FotoClave? ☐ Camera Club ☐ PSA ☐ Meetup group ☐ School ☐ Ad ☐ Friend

☐ E-mail ☐ Other

Registration by Mail or Late Registraton at Door:

		Number	Total
Single	\$80	_____	_____
Couple	\$140	_____	_____
Single At-Door	\$90	_____	_____
Couple At-Door	\$150	_____	_____

Saturday Lunch • (1/2 Sandwich - Asstd. Turkey, Roast Beef, or Vegetarian on Artisan Roll, Cup of Lentil Soup, & Chips \$25  
or • Chicken Caesar Salad, Roll, (Check Line) \$25

Cookies and Ice Tea with either choice

Saturday Evening Banquet Herb Roasted Red Potatoes, Caesar Salad

and choice of:

• Chicken Marsala (Roasted Chicken Breast with Mushrooms and Marsala Wine Sauce) \$49

• Pan Seared Tilapia \$49

• Vegetable Wellington (Seasonal Vegetables with Cheese wrapped in Puff Pastry (Vegetarian)

with a Red Bell Pepper Sauce) \$49

Dessert included, choice of

• Chocolate Cake (check line of preference)

• New York Style Cheesecake

Pick One

Total Enclosed



Please send registration form and check made payable to: "Fotoclave 2017"

to arrive no later than Oct. 28 to Rick Budde at 675 Calle Arboleta, Novato, CA 94949

After that date, please register at the door (See price above). No refunds after November 1 except for medical reasons. For more information, please contact Jane Postiglione (post19j@comcast.net) or Rick Budde (pen\_rick@yahoo.com) or check out our website: <https://fotoclave.slickpic.com>

**TO REGISTER FOR A ROOM AT THE HOTEL AT SPECIAL GROUP RATE -**

**<https://fotoclave.slickpic.com/hotel.html>**

**GOOD UNTIL OCTOBER 20, 2017**